



Kentucky High School Athletic Association

2280 Executive Drive ° Lexington, KY 40505 ° www.khsaa.org ° (859)299-5472 (859)293-5999 (fax)

MEMORANDUM

To: Superintendent, Principal, and Athletic Director
Glasgow High School

From: Brigid L. DeVries, Commissioner
Larry Boucher, Assistant Commissioner


Date: May 7, 2007

Subject: 2006-2007 Title IX Annual Report Forms Submission

Enclosed please find a copy of Form T-65, the 2006-2007 KHSAA Title IX Annual Report Submission Status Report. In addition, you may find an attachment with corrected copies of the forms submitted by your school personnel. Please review this information so the forms can be completed accurately in the future.

Also, KHSAA Audit Team Members may have requested resubmission of some of the 2006-2007 Annual Report Forms or need additional information on your athletic programs. Please submit this information by the date requested if this is applicable. Copies and all KHSAA Title IX documents must be kept current and included in your permanent Title IX File at the school. All documents are subject to Open Records Requests.

Should you need any further information, please do not hesitate to call anytime.



**KHSAA TITLE IX
ANNUAL REPORT SUBMISSION
STATUS REPORT
2006-2007**

KHSAA
Form T65 Revised 8/05

TO: KHSAA Member School Superintendents, Principals, and Athletic Directors

FROM: Brigid L. DeVries, Commissioner
Larry Boucher, Assistant Commissioner

DATE: 5/1/2007

School	Glasgow High School	Reviewed by	Jenny McCarty
--------	---------------------	-------------	---------------



The following is a status report regarding the required 2006 - 2007 Title IX Annual Report submission of forms due into the KHSAA office by April 15, 2007. Appropriate KHSAA Audit Team personnel have reviewed these forms and the following is a summary of this review.

I. Checklist of Forms properly submitted in a satisfactory manner:

X	GE 19 (Annual Verification)	X	T-35 (Budget Expenses)
X	T-1 (Summary Program Chart 1)	X	T-36 (Budget Expenses)
X	T-2 (Summary Program Chart 2)	X	T-41 (Checklist – Overall Interscholastic Program)
X	T-3 (Summary Program Chart 3)	X	T-60 (Corrective Action Plan)
X	T-4 (Summary Program Chart 4)		T-63 (Interscholastic Survey Results)

II. Status

A.	X	2006– 2007 Forms are satisfactory and no further information or action is necessary at this time.
B.		Errors have been noted with respect to the following forms:
C.		The following forms were omitted and must be submitted by school representatives:
D.		Other Recommendation and Comments: The Gender Equity Review Committee should include at least two student athletes. (1) Continue to closely monitor the spending per gender, (2) Good detailed Corrective Action Plan, (3) All forms in good order - good work.





Kentucky High School Athletic Association

KENTUCKY HIGH SCHOOL ATHLETIC ASSOCIATION

TITLE IX

MEMBER SCHOOLS 2006-2007 ANNUAL REPORT FORMS

Submit to KHSAA
By April 15, 2007





KENTUCKY HIGH SCHOOL ATHLETIC ASSOCIATION 2006-2007 ANNUAL VERIFICATION OF TITLE IX PROCEDURES

KHSAA Form GE19
Rev. 10/06

(To be submitted by April 15, 2007 along with other required forms)

The Glasgow High School, Glasgow, Kentucky
(Name of High School) (City)

certifies to the Kentucky High School Athletic Association that the following is an accurate and true representation of the facts surrounding compliance with 20 U.S.C. Sections 1681-1688, et. Seq. (also known as Title IX)

I certify the following provisions in accordance with records at the school contained in the permanent Title IX file, at least one copy of which must be maintained in the Principal's office, and to the best of my knowledge have completed the following tasks (All boxes must be checked).

- Established a gender equity committee at the high school. (list committee personnel and provide attachment if necessary)

Name	Address	Phone	Title	
(Supt., Principal, Student, Parent, Coach, Etc.)				
Lora Garrett	314 Seay St.	Glasgow	651-9452	Coach / Teacher / Parent
Shirley Boyse	170 Starnhill Ct	Glasgow	651-7870	AD / Coach / Parent
Billy Lindsey	116 DAKWOOD RD	Glasgow	678-6024	COACH
Mike Harris	86 Fairway Place	Glasgow	678-9700	Asst Principal (Coach / Parent)
Kim Emberton	215 Mossy Creek	Glasgow	678-6190	Parent
Jessica Lynch	105 Meadow Dr	Glasgow	710-1174	Student / Parent

- Scheduled a minimum of three meetings during the 2006-2007 school year on the following dates:

9/20/06
3/1/07
3/28/07

- Designated the following person(s) as the Title IX coordinator for the school:

<u>Lora Barrett</u>	<u>Coach/parent</u>	<u>314 Seay St Glasgow</u>	<u>651-9452</u>
Name	Title	Address	Phone

- Designated the following person(s) as the Title IX coordinator for the district:

<u>Fred P. Carter</u>	<u>Supt of Schools</u>	<u>2447 Tony Kinross Rd</u>	<u>678-3212</u>
Name	Title	Address	Phone

- School personnel are continuing to make periodic reviews of the boys' and girls' athletics program reflected in the Corrective Action Plan.

- In addition to the above information, the above referenced school maintains a complete permanent file relative to Title IX records including copies of the self-assessment audit, all corrective action plans, and other related materials.

Kelly Bell
Principal's Signature

4-12 20 07
Date

Fred P. Carter
Superintendent Signature

Jerry L. Beam
School Board Chairpersons' Signature

(Send original copy to KHSAA - Maintain duplicate in Title IX school folder)

2006-2007
ACCOMMODATION OF INTERESTS AND ABILITIES
SUMMARY PROGRAM CHART 1

Participation Opportunities Test One

SAMPLE FORM

		Column 1	Column 2	Column 3	Column 4
	Program	Enrollment	Percentage of Total Enrollment	Number of Interscholastic Participants (double and triple count)	Percentage of Total Participation
Row 1	GIRLS	429	52.1%	96	36.5%
Row 2	BOYS	394	47.9%	167	63.5%
Row 3	Totals	823	100%	263	100%

Instructions:

*Number of 8th grade students & below used in Column 3 and Column 4 calculations if applicable: _____

- 1) Determine the total number of girls enrolled, (place in Row 1, Column 1). Determine the total number of boys enrolled, (place in Row 2, Column 1).
- 2) Add the total number of girls and boys enrolled to determine total enrollment, (place in Row 3, Column 1).
- 3) Calculate the percentage of total enrollment that is female. (Divide Row 1, Column 1 by Row 3, Column 1 and place in Row 1, Column 2.) Calculate the percentage of total enrollment that is male. (Divide Row 2, Column 1 by Row 3, Column 1 and place in Row 2, Column 2.) Note: Row 1, Column 2 plus Row 2, Column 2 should total 100%.
- 4) Ask the head coaches to review the most updated eligibility or squad lists for their teams. Ask coaches to confirm the names of those individuals who are on the team as of the first date of regular season competition, and cross out the names of those who were cut from the team or quit the team prior to the first regular season competitive event. Determine the total number of interscholastic athletics participants that are girls, (and place in Row 1, Column 3). In order to determine the total number of athletics participants, an individual should be counted each time he or she participates on a team. For example, if Jane Doe competes on the varsity volleyball team, the junior varsity volleyball team, the junior varsity basketball team, and the varsity softball team, she should be counted as four participants (**do not include club or intramural sports participants, cheerleaders, dance teams or pom squads**). Calculate the same way for boys and girls. * In addition, should 8th grade students and below play on a Freshman, Junior Varsity, or Varsity team, they should also be counted for each team and sport on which they participate. If applicable, please asterisk the above notation as to how many 8th grade students & below are included.

Using the same procedure, determine the total number of interscholastic athletic participants that are boys, (and place in Row 2, Column 3. Add Row 1, Column 3 plus Row 2, Column 3 to get total participants and place in Row 3, Column 3).

- 5) Calculate the percentage of female participation. (Row 1, Column 3 divided by Row 3, Column 3 and place in Row 1, Column 4.) Calculate the percentage of male participation. (Row 2, Column 3 divided by Row 3, Column 3 and place in Row 2, Column 4.) Note: Row 1, Column 4 plus Row 2, Column 4 should total 100%.

Note: While being within three percent is not a formal compliance standard; if the percent listed in Row 1, Column 4 is within 3% of Row 1, Column 2, then it provides a good target within which compliance is likely.

Principal's Signature: Kelly Bell Date: 4-12-07

ACCOMMODATION OF INTERESTS AND ABILITIES
SUMMARY PROGRAM CHART 1

Participation Opportunities Test One

		(Column 1)	(Column 2)	(Column 3)	(Column 4)
	Program	Enrollment	Percentage of Total Enrollment	Number of Interscholastic Participants (double and triple count)	Percentage of Total Participation
Row 1	GIRLS	260	48%	243	50%
Row 2	BOYS	283	52%	246	50%
Row 3	Totals	543	100%	489	100%

Instructions:

*Number of 8th grade students & below used in Column 3 and Column 4 calculations if applicable: 101

- Determine the total number of girls enrolled, (place in Row 1, Column 1). Determine the total number of boys enrolled, (place in Row 2, Column 1).
- Add the total number of girls and boys enrolled to determine total enrollment, (place in Row 3, Column 1).
- Calculate the percentage of total enrollment that is female. (Divide Row 1, Column 1 by Row 3, Column 1 and place in Row 1, Column 2.) Calculate the percentage of total enrollment that is male. (Divide Row 2, Column 1 by Row 3, Column 1 and place in Row 2, Column 2.) Note: Row 1, Column 2 plus Row 2, Column 2 should total 100%.
- Ask the head coaches to review the most updated eligibility or squad lists for their teams. Ask coaches to confirm the names of those individuals who are on the team as of the first **date of regular season competition**, and cross out the names of those who were cut from the team or quit the team prior to the first regular season competitive event. Determine the total number of interscholastic athletics participants that are girls, (and place in Row 1, Column 3). In order to determine the total number of athletics participants, an individual should be counted each time he or she participates on a team. For example, if Jane Doe competes on the varsity volleyball team, the junior varsity volleyball team, the junior varsity basketball team, and the varsity softball team, she should be counted as four participants (**do not include club or intramural sports participants, cheerleaders, dance teams, or pom squads**). Calculate the same way for boys and girls. * In addition, should 8th grade students and below play on a Freshman, Junior Varsity, or Varsity team, they should also be counted for each team and sport on which they participate. If applicable, please asterisk the above notation as to how many 8th grade students & below are included in the totals.

Using the same procedure, determine the total number of interscholastic athletic participants that are boys, (and place in Row 2, Column 3). Add Row 1, Column 3 plus Row 2, Column 3 to get total participants and place in Row 3, Column 3.
- Calculate the percentage of female participation. (Row 1, Column 3 divided by Row 3, Column 3 and place in Row 1, Column 4.) Calculate the percentage of male participation. (Row 2, Column 3 divided by Row 3, Column 3 and place in Row 2, Column 4.) Note: Row 1, Column 4 plus Row 2, Column 4 should total 100%.

Note: While being within three percent is not a formal compliance standard; if the percent listed in Row 1, Column 4 is within 3% of Row 1, Column 2, then it provides a good target within which compliance is likely.

Principal's Signature: Kelly Bell Date: 4-12-07

**ACCOMMODATION OF INTERESTS AND ABILITIES
SUMMARY PROGRAM CHART 2**

Participation Opportunities Test Two

		Column 1	Column 2	Column 3	Column 4	Column 5	
Program		Number of Teams Currently Offered	Number of Participants	Number of Teams Added Since the beginning of the 2002-2003 School Year	Number of Participants Added Since the beginning of the 2002-2003 School Year	Percent of Total Participation By Sex Added Since the beginning of the 2002-2003 School Year	
GIRLS	Row 1	varsity:	9	123	1	15	
	Row 2	j.v.:	6	94	1	10	
	Row 3	frosh:	3	26	1	8	
	Row 4	total:	18	243	3	33	14%
BOYS	Row 5	varsity:	9	143	0	0	
	Row 6	j.v.:	7	96	0	0	
	Row 7	frosh:	1	7	0	0	
	Row 8	total:	17	246	0	0	0

- 1) For Column 1, list the number of interscholastic teams offered for girls and boys at each competitive level (varsity, junior varsity, and freshman). For girls, total each of the entries in Rows 1, 2, and 3 into Row 4. For boys, total Rows 5, 6, and 7 into Row 8.
- 2) For Column 2, list the number of participants at each level. For girls, total each of the entries in Rows 1, 2, and 3 into Row 4. For boys, total Rows 5, 6, and 7 into Row 8. **Note:** The totals in Row 4 for girls and in Row 8 for boys must be the same as the totals in Form T-1, Column 3, Rows 1 and 2 respectively.
- 3) For Column 3, list the number of interscholastic teams that have been added in the last five years at each competitive level. Count each team added during the 5 year period only one time. e.g. Girl's junior varsity soccer was added 3 years ago, count the team only once, not 3 times. For girls, total the entries in Rows 1, 2, and 3 into Row 4. For boys, total Rows 5, 6, and 7 into Row 8.
- 4) For Column 4, list the number of participants that are currently on each level of the teams that were added in the last five years. If a team was added previously but no longer exists, there are no current participants to be added for that team. For girls, total the entries in Rows 1, 2, and 3 into Row 4. For boys, total Rows 5, 6, and 7 into Row 8.
- 5) For Column 5, calculate the percentage of participants that have been added in the last five years. For girls, take the number in Column 4, Row 4 and divide by the number in Column 2, Row 4. For boys, take the number in Column 4, Row 8 and divide it by the number in Column 2, Row 8.

Note: If the percentage of current participants added in the last five years is 25% or greater, compliance with Test Two may be possible. If less than 25%, then compliance with Test Three should be analyzed. **CAUTION:** 25% is not a formal compliance standard.

Principal's Signature: Kelly Bell Date: 4-12-07

2006-2007
ACCOMMODATION OF INTERESTS AND ABILITIES
SUMMARY PROGRAM CHART 3

Participation Opportunities Test Three

FOR ANY QUESTION ANSWERED "YES" IDENTIFY THE RESPECTIVE SPORT(S).

	GIRLS (Yes / No)		BOYS (Yes / No)
1. For a sport <u>not</u> currently offered, is there sufficient interest, based on your most recent Student Interest Survey, to form a viable interscholastic team based on student responses from the interscholastic survey? If yes, what sport?	<i>NR</i>		<i>NR</i>
2. For a sport currently offered at the varsity level only, is there sufficient interest, based on your most recent Student Interest Survey, to form a viable team for a junior varsity or freshman team that is not currently offered?	<i>NR</i>		<i>NR</i>
3. For a sport <u>not</u> currently offered in your interscholastic athletics program, is there sufficient interest to form a viable interscholastic team based on participation on an intramural team or community recreation teams?	<i>NR</i>		<i>NR</i>
4. For a sport currently offered at the junior varsity or freshman level is there sufficient interest, based on your most recent Student Interest Survey, to form a varsity team not currently offered?	<i>NR</i>		<i>NR</i>
5. If you answered YES to question (1), (2), (3), or (4), are there enough high schools in your geographic area offering the sport (at the appropriate level) to allow for the development of a reasonable schedule of competition?	<i>NR</i>		<i>NR</i>

Principal's Signature: *Kelly Bull* Date: *4-12-07*

2006-2007
ACCOMODATION OF INTERESTS AND ABILITIES
SUMMARY PROGRAM CHART 4

Levels of Competition Test One

		Column 1	Column 2	Column 3
Girls	Team Levels	Number of Teams Currently Offered	Number of Participants	Percentage of Participants at Each Level
Row 1	varsity:	9	123	51%
Row 2	j.v.:	6	94	39%
Row 3	frosh:	3	26	10%
Row 4	total:		243	100%
Boys				
Row 5	varsity:	9	143	58%
Row 6	j.v.:	7	96	39%
Row 7	frosh:	1	7	3%
Row 8	total:		246	100%

- 1) Column 1, list the number of interscholastic teams offered for girls and boys at each competitive level; varsity, junior varsity, and freshman. (Refer to Form T-2, Accommodation of Interests and Abilities, Summary Program Chart 2, Column 1.)
- 2) For Column 2, list the number of participants at each level. For girls, total the entries in Rows 1, 2, and 3 into Row 4. For boys, total the entries in Rows 5, 6, and 7 into Row 8. (Refer to Form T-2, Accommodation of Interests and Abilities, Summary Program Chart 2, Column 2.)
- 3) For Column 3, calculate the percentage of female and male participants at each level.
 - For girls' varsity, junior varsity, and frosh, respectively:
 - Divide Column 2, Row 1 by Column 2, Row 4, and place the percentage in Column 3, Row 1.
 - Divide Column 2, Row 2 by Column 2, Row 4, and place the percentage in Column 3, Row 2.
 - Divide Column 2, Row 3 by Column 2, Row 4, and place the percentage in Column 3, Row 3.
 - For boys' varsity, junior varsity, and frosh, respectively:
 - Divide Column 2, Row 5 by Column 2, Row 8, and place the percentage in Column 3, Row 5.
 - Divide Column 2, Row 6 by Column 2, Row 8, and place the percentage in Column 3, Row 6.
 - Divide Column 2, Row 7 by Column 2, Row 8, and place the percentage in Column 3, Row 7.

Principal's Signature: Kelly M Bell Date: 4-12-07

2006-2007
ACTUAL EXPENDITURES - PROGRAM COMPARISON CHART 1
TO INCLUDE BOOSTER CLUB FUNDING

	equipment and supplies		travel		awards		coaches' salaries (to include supplemental and extended employment; dollar amount required)			facilities improvements		publications (if sport-specific)	
	Expenditures		Expenditures		Expenditures		Expenditures			Expenditures		Expenditures	
	School	Booster	School	Booster	School	Booster	School	# of Coaches	School	Booster	School	Booster	School
G basketball	3,700	14,500				1,000		1,480	4				
B basketball	3,700	7,000				1,000		13,783	4				
G softball	2,700	5,000		1,000		250		8,256	3	1,500	3,000		
B baseball	2,700	2,000		5,000				8,256	4	1,800	1,000		
G cross country	250	-						479	1				
B cross country	250	-						479	1				
G golf	1,200	3,000				1,000		2,254	2				
B golf	1,200	6,000				1,000		2,254	2				
G soccer	2,700	3,000				400		6,192	2				
B soccer	2,700	6,000						6,192	2				
G swimming	1,200	-						929	1				
B swimming	600	-						929	1				

1. Total expenditures on T-35 and T-36 on the 2006-2007 year report due by April 15, 2007, should reflect the total monies spent (rounded off to nearest hundred) for the entire school year of 2005-2006 ending June 30, 2006.

2. Booster Club Funding/Contributions must be included in the above expenditures total. (Note: It is illegal for coaches to be paid by Booster Clubs Reference KHSAA Bylaw 27)

Principal's Signature: *Kelly Marshall* Date: 4-12-07

**2006-2007
ACTUAL EXPENDITURES - PROGRAM COMPARISON CHART 2
TO INCLUDE BOOSTER CLUB FUNDING**

	equipment and supplies		travel		awards		coaches' salaries (to include supplemental and extended employment; dollar amount required)			facilities improvements		publications (if sport-specific)	
	Expenditures		Expenditures		Expenditures		Expenditures		Expenditures		Expenditures		
	School	Booster	School	Booster	School	Booster	School	Booster	School	Booster	School	Booster	
G track	1100						2312						
B track	1100						2312						
G tennis	400						1754						
B tennis	300						1754						
G volleyball	2100	1000					3000						
B wrestling													
G (list sport)													
B football	1000	1000			1000		2996					1000	
G (list sport)													
B (list sport)													

1. Total expenditures on T-35 and T-36 on the 2006-2007 year report due by April 15, 2007, should reflect the total monies spent (rounded off to nearest hundred) for the entire school year of 2005-2006 ending June 30, 2006.

2. Booster Club Funding/Contributions must be included in the above expenditures totals. Indicate percentage of total expenditures for each gender: (If disparities are obvious, list on your Corrective Action Plan (T-60) what action you will take to correct the problem).

Gender	Expenditures	Percentage
Boys	\$ 112,900	56%
Girls	\$ 87,200	44%
Total:	\$ 200,100	100%

Principal's Signature: *Judy [Signature]* Date: 4-12-07

2006-2007 KHSAA TITLE IX ATHLETICS AUDIT

KHSAA
Form T41
Rev. 10/06

Checklist - Overall Interscholastic Athletics Program

DIRECTIONS:

For the Areas of Compliance (Opportunities and Benefits) listed on the left hand side of the page, place a checkmark under the appropriate column identifying whether your school provided an advantage to the Girls' Program, or to the Boys' Program or to Neither Program.

Areas of Compliance:	ADVANTAGE TO:		
	GIRLS' PROGRAM	BOYS' PROGRAM	NEITHER PROGRAM
OPPORTUNITIES			
Accommodation of Interest and Abilities			+
BENEFITS			
Equipment and Supplies			+
Scheduling of Games and Practice Time			+
Travel and Per Diem Allowances			+
Coaching			+
Locker Rooms, Practice and Competitive Facilities			+
Medical and Training Facilities and Services			+
Publicity			+
Support Services			+
Athletic Scholarships			+
Tutoring			+
Housing and Dining Facilities and Services			+
Recruitment of Student Athletes			+

Principal's Signature: _____

Kellyn Bell

Date: _____

4-12-07

Alexandra

DIRECTIONS:

- For Column 1, indicate the intended area (Opportunities or Benefits) which needs corrective action in order to achieve gender equity. For Column 2, write the suggested change or activities that will correct the area in need of alteration. For Column 3, include the estimated completion date for the changes or activities.
- It is possible to attain compliance with Title IX and no longer need "corrective" action. However, the KHSAA strongly encourages compliant schools to identify items for improvement (Column 1), activities to accomplish the improvement (Column 2) and a timetable for completion (Column 3) that will strengthen the athletic program.
- You may copy this form as needed. Please attach corrective action plans along with audit forms and submit by April 15, 2007.

COLUMN 1	COLUMN 2	COLUMN 3
ITEM FOR CORRECTION/IMPROVEMENT	SUGGESTED CHANGE/ACTIVITIES	TIME TABLE FOR CORRECTIVE ACTION/COMPLETION
Implementation of Uniform Rotation Program	Work into general athletic budget	Done into effect - Jan 2007 -
Get more female spots on Camp	Renovation of Synovian floor to accommodate KHSAA Volley	Jan of 2006 Completed
High School facility 978 on off football stadium field	Don't Soccer complex for basketball	Spence Jan 2006
Improve Synthetic play in Surf face	Recess 90 mins of recess in field per zone of recess	Completed April 2007
Separate essay window tracks	Carroll 2 zone of lateral class	and Carpinon & Gifford 2007
Regain a	Optimal/Barbar set schedule	Began 10/10/06
Construct shadow practice facility for all KHSAA sports	Agency for use of wing station	and on the January 2007
	at the school	Completed Spring 2007

Principal's Signature: *Jelly Bell* Date: 4-12-07

Minutes from Title IX Meeting 3/1/2007

Present – Sam Royse, Mike Harris, Lora Garrett, , Kim Emberton, Billy Lindsey
Started at 6:50 AM

Everyone was asked if they had any concerns about their programs.

The Indoor Practice Facility has been delayed but it will be ready to go in the fall. All of the sports are supposed to share the facility from golf to soccer to football. The facility will have to be scheduled with Coach Royse and Coach Harris. Once the facility is completed, the coaches need to meet and determine what equipment should be in the facility to better use the facility such as nets for golf & tennis, etc.

The uniform rotation is still in discussion. The main question is how to fund it and how to set up the sports in the rotation. One idea being tossed around is that the bigger sports contribute 10% from their budgets and we set up the rotation by the available funding and what each set of uniforms costs.

The tennis courts at GHS are due to be taken down later this year.

Coaches are to have completed their requirements for Level 1 or Level 2 certification by March 19th or termination letters will be mailed.

Psychrometers will be purchased for all fall sports after the Henderson County incident.

The biggest Title IX problem that GHS faces is the difference in booster club spending on male and female athletes. We have more female athletes but there is a higher percentage of spending by the booster club on male athletes.

Next meeting will be in Late March.

Lora Garrett
Title IX Coordinator

Minutes from Title IX Meeting 3/28/2007

Started at 6:50 AM

Everyone was asked if they had any concerns about their programs.

The uniform rotation is still in discussion. The differences in the sports and how much uniforms cost and the wear on the uniforms were discussed. The purchased uniforms would be game uniforms for varsity only. A rotation of sports was tentatively agreed upon:

Year One	Baseball & Softball
Year Two	Cross-country, Golf, Track, Tennis
Year Three	Soccer
Year Four	Football, Volleyball, Swimming
Year Five	Basketball

When a sport is for both boys and girls, both teams are included in that year. Mr. Royse will present this information to Mrs. Bell and they will confirm the details of the plan.

Lora Garrett
Title IX Coordinator

Minutes from Title IX Meeting 9/20/2006

Present – Sam Royse, Mike Harris, Lora Garrett, Jessica Lynch, Daniel McCarley, Billy Lindsey
Started at 1:35 PM

Everyone was asked if they had any concerns about their programs.

Sam reported from a meeting that he attended that the KHSAA looks at the numbers of boys and girls in each of the programs. The amount of money spent on each of the programs does not have to be exactly equal but it must be comparable. They also look at booster clubs and the amount of money they raise and spend on each program.

The athletic director wants to adopt a uniform (competitive uniforms only) replacement rotation with all the teams. He plans to talk to each coach and find out when uniforms were last purchased and how much they cost. This information will be brought to the board. It is not expected that additional funds will be forthcoming. A compromise might have to be presented with each sport provided a percentage of money to the pool to purchase the replacement uniform rotation.

Next meeting will be in Late Winter, Early Spring.

Lora Garrett
Title IX Coordinator
Glasgow High School